



## Section D — Thermoplastic Tubing

Polyethylene ..... D2-5

Nylon ..... D6-9

Polypropylene ..... D10

Polyurethane ..... D11-15

Clear Vinyl ..... D16

Fluoropolymer — TFE, FEP, PFA ..... D17-19

Burst Pressure/Temperature Charts ..... D20-22

True Taste® Beverage Hose ..... D23-24

**D**

Contact Parflex for current price and delivery information on shaded parts.



# Polyethylene Tubing

**Series E: Instrument Grade—FDA, NSF Listed**  
**Series EB: Ultraviolet Light Resistant**

- Chemical Resistant
- Low Cost
- Five Tube Sizes
- Flexible
- Ten Colors
- Choice of Reel Lengths

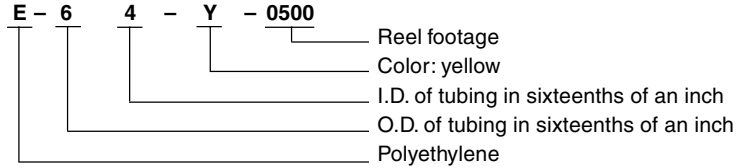
Parflex flexible polyethylene thermoplastic tubing is extruded from high molecular weight resin for increased dimensional stability, uniformity and long-term strength. Its resistance to environmental stress cracking greatly exceeds that of ordinary polyethylene tubing as measured by ASTM D-1693 (10% IGEPAL).

Parflex E series polyethylene tubing is available in black as well as nine other colors, as recommended by the Instrument Society of America. Black (EB) tubing contains an ultraviolet inhibitor which is recommended for use in sunlit areas and in close proximity to high ultraviolet light sources. FDA, NSF 51 and NSF 61 compliant black polyethylene tubing is also available and is denoted with the letters "NSF" in the part number. Ingredients of E series natural and colored tubing listed below meet FDA, NSF 51 and NSF 61 requirements for food contact applications. All tubing conforms to ASTM D-1248, Type I, Class A, Category 4, Grade E5.

Suggested operating temperature range is -80°F (-62°C) to +150°F (+66°C).

### How to order Parflex polyethylene tubing

Example: E-64-Y-0500 is 3/8" O.D. x .250" I.D. x 500' long.



### Fitting Recommendation:

- Parker TrueSeal™ fittings
- Parker Fast & Tite® fittings
- Parker Brass Fittings available from Brass Products Division, Otsego, Michigan, Phone (616) 694-9411

Part Number	Color	O. D. in.	I. D. in.	Avg. Wall Thick.	Working Pressure at 73°F psi	Min. Burst Pressure at 73°F psi	Reel Length ft.	Min. Bend Radius in.	Weight lbs. Per 100 ft.
#									
E-43-0100	Natural	1/4	.170	.040	120	480	100	1	1.1
E-43-0500	Natural						500		
E-43-1000	Natural						1000		
EB-43-0100	Black						100		
EB-43-0500	Black						500		
EB-43-1000	Black						1000		
E-43-BLK-0100	Black						100		
E-43-R-0100	Red						100		
E-43-R-0500	Red						500		
E-43-B-0100	Blue						100		
E-43-BLK-0500	Black						500		
E-43-B-0500	Blue						500		
E-43-O-0100	Orange						100		
E-43-O-0500	Orange						500		
E-43-Y-0100	Yellow						100		
E-43-Y-0500	Yellow						500		
E-43-P-0100	Purple						100		
E-43-P-0500	Purple						500		
E-43-G-0100	Green						100		
E-43-G-0500	Green						500		
E-43-WHT-0100	White	100							
E-43-WHT-0500	White	500							
E-43-GRA-0100	Gray	100							
E-43-GRA-0500	Gray	500							
E53-0100	Natural						100		
E-53-0500	Natural						500		
EB-53-0100	Black						100		
EB-53-0500	Black						500		

**Note:** Specific parameters apply to all part numbers in that group.

Continued on next page.

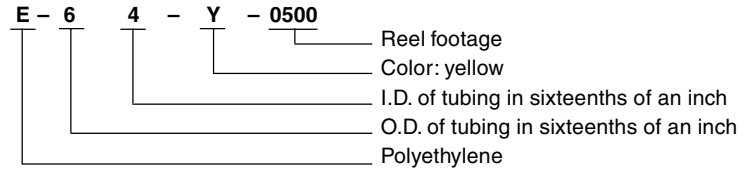


# Polyethylene Tubing (Cont'd.)

Series E: Instrument Grade—FDA, NSF Listed  
Series EB: Ultraviolet Light Resistant

**How to order Parflex polyethylene tubing**

Example: E-64-Y-0500 is 3/8" O.D. x .250" I.D. x 500' long.



**D**

**Note:** Specific parameters apply to all part numbers in that group.

Part Number	Color	O. D. in.	I. D. in.	Avg. Wall Thick.	Working Pressure at 73°F psi	Min. Burst Pressure at 73°F psi	Reel Length ft.	Min. Bend Radius in.	Weight lbs. Per 100 ft.
#									
E-64-0100	Natural	3/8	.250	.062	125	500	100	1-1/4	2.5
E-64-0500	Natural						500		
EB-64-0100	Black						100		
EB-64-0500	Black						500		
EB-64-0500-NSF	Black						500		
E-64-R-0100	Red						100		
E-64-R-0500	Red						500		
E-64-B-0100	Blue						100		
E-64-B-0500	Blue						500		
E-64-O-0100	Orange						100		
E-64-O-0500	Orange						500		
E-64-Y-0100	Yellow						100		
E-64-Y-0500	Yellow						500		
E-64-P-0100	Purple						100		
E-64-P-0500	Purple						500		
E-64-G-0100	Green						100		
E-64-G-0500	Green						500		
E-64-WHT-0100	White						100		
E-64-WHT-0500	White						500		
E-64-GRA-0100	Gray						100		
E-64-GRA-0500	Gray	500							
E-86-0100	Natural	1/2	.375	.062	90	360	100	2-1/2	3.6
E-86-0500	Natural						500		
EB-86-0100	Black						100		
EB-86-0500	Black						500		
EB-86-0500-NSF	Black						500		
E-86-WHT-0100	White						100		
E-86-WHT-0500	White						500		
E-86-GRA-0100	Gray						100		
E-86-GRA-0500	Gray	500							
E-108-0100	Natural						100		
EB-108-0100	Black						100		



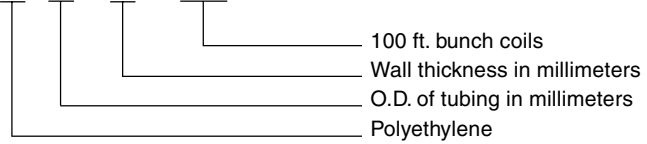
# Polyethylene Tubing (Cont'd.)

Series E: Instrument Grade—FDA, NSF Listed  
Series EB: Ultraviolet Light Resistant

### How to order Parflex polyethylene tubing

Example: E-8x1-0100

E - 8 x 1 - 0100



Part Number	Color	O. D. mm.	I. D. mm.	Wall Thick. mm.	Working Pressure at 23°C bar	Min. Burst Pressure at 23°C bar	Reel Length ft.	Min. Bend Radius mm.	Weight lbs. Per 100 ft. (kg.)
#									
E-6x1-0100 EB-6x1-0100	Natural Black	6	4	1	8.6	34.5	100 100	25	1.3 (.59)
E-8x1-0100 EB-8x1-0100	Natural Black	8	6	1	6.9	27.6	100 100	38	1.4 (.64)
E-10x1.5-0100 EB-10x1.5-0100	Natural Black	10	7	1.5	8.6	34.5	100 100	38	2.6 (1.18)
E-12x1.5-0100 EB-12x1.5-0100	Natural Black	12	9	1.5	6.2	24.8	100 100	63	3.2 (1.45)



# Polyethylene Tubing


## Series FRPE: Flame Resistant

Flame resistant polyethylene is manufactured from a distinctively formulated compound which meets the UL94 V-2 flame classification. It also meets the flame spread, fuel contribution and smoke density requirements of the ASTM E84-81a tunnel test.

Parflex Series FRPE tubing is the preferred product for pneumatic control applications in the heating, ventilating, air conditioning, energy conservation industry. It is also suitable for use in petrochemical plants, petroleum refineries, pulp and paper mills, mines, steel mills and other industries where protection against intermittent flame and hot sparks is necessary.

Suggested operating temperature range is -85°F (-65°C) to +150°F (+66°C).

Order by tubing part number and name



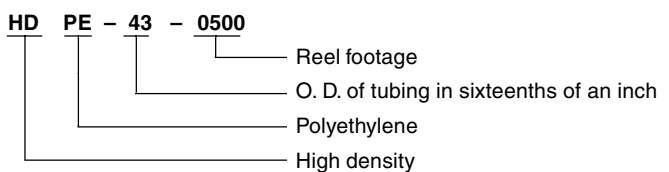
Part Number	Color	O.D.	I.D.	Avg. Wall Thick.	Reel Length Ft.	Working Pressure at 73°F psi	Min. Burst Pressure at 73°F psi	Min. Bend Radius in.	Weight lbs. per 100 ft.
#									
1FRPE2.5-0500	Black	5/32	.096	.030	500	225	900	1/2	0.56
1FRPE4-0250 1FRPE4-0500 1FRPE4-1000	Black Black Black	1/4	.170	.040	250 500 1000	160	650	3/4	1.24
1FRPE6-0250 1FRPE6-0500	Black Black	3/8	.250	.062	250 500	195	780	1-1/2	2.90
1FRPE8-0250	Black	1/2	.375	.062	250	135	540	1-3/4	4.05

## Series HDPE: High Density

Parflex Series HDPE is manufactured from high strength, high density polyethylene. This semirigid tubing is inherently resistant to most chemicals, less easily cut or damaged and has a higher burst pressure rating than series E tubing.

Suggested operating temperature range is -80°F (-62°C) to +175°F (+80°C).

Order by tubing part number and name.



Part Number	Color	O.D.	I.D.	Avg. Wall Thick.	Reel Length ft.	Working Pressure at 73°F psi	Min. Burst Pressure at 73°F psi	Min. Bend Radius in.	Weight lbs. per 100 ft.
#									
HDPE-43-0250 HDPE-43-0500	Black Black	1/4	.170	.040	250 500	300	1200	1-1/2	1.1
HDPE-64-0250 HDPE-64-0500	Black Black	3/8	.250	.062	250 500	300	1200	2-1/2	2.5





# Nylon Tubing

## Series N: Flexible

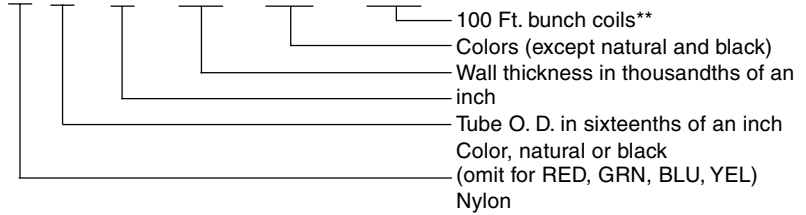
Parflex flexible nylon tubing is carefully made from high-grade, abrasion resistant, heat and light stabilized nylon. Resistance to stress cracking greatly exceeds that of ordinary nylon tubing. Parflex nylon also exhibits extremely low level water absorption.

Chemical resistant Parflex nylon tubing has the additional benefits of better flexibility, lighter weight and resistance to flexural fatigue. Operating temperatures, depending upon conditions, are -65°F (-54°C) to +200°F (+93°C) continuous.

Available in natural (NN), red (RED), green (GRN), blue (BLU), yellow (YEL), and black (NB). Black tubing is recommended for use outdoors and in sunlit areas.

**Order by tubing part number and name**

**N N - 2 - 016 - RED - 0100**



### Fitting Recommendations:

- Parker TrueSeal™ fittings
- Parker Fast & Tite® fittings
- Parker Brass Fittings available from: Brass Products Division  
Otsego, Michigan  
Phone (616) 694-9411

Nylon Part Number	Color	Nom. Tube O. D. in.	Nom. Tube I. D. in.	Avg. Wall Thick. in.	*Working Pressure at 73°F psi	Min. Burst Pressure at 73°F psi	Min. Bend Radius in.	Std. Reel Length ft.	Weight lbs. Per 100 ft.
#									
NN-2-016 NB-2-016	Natural Black	1/8	.093	.016	250	1000	1/4	250	0.25
NN-2-031 NB-2-031	Natural Black	1/8	.064	.031	500	2000	1/4	250	0.42
NN-2.5-025 NB-2.5-025	Natural Black	5/32	.106	.025	250	1000	1/2	250	0.47
NN-3-025 NB-3-025	Natural Black	3/16	.138	.025	250	1000	5/8	250	0.58
NN-3-046 NB-3-046	Natural Black	3/16	.096	.046	500	2000	7/16	250	0.93
NN-4-035 NB-4-035	Natural Black	1/4	.180	.035	250	1000	7/8	250	1.10
NN-4-040 NB-4-040	Natural Black	1/4	.170	.040	310	1250	7/8	250	1.20
NN-4-062 NB-4-062	Natural Black	1/4	.127	.062	500	2000	1/2	250	1.70
NN-5-040 NB-5-040	Natural Black	5/16	.233	.040	250	1000	1-1/8	250	1.56
NN-6-050 NB-6-050	Natural Black	3/8	.275	.050	250	1000	1-1/8	250	2.34
NN-6-093 NB-6-093	Natural Black	3/8	.190	.093	500	2000	3/4	250	3.80
NN-8-062 NB-8-062	Natural Black	1/2	.375	.062	250	1000	1-1/4	250	3.94
NN-8-124 NB-8-124	Natural Black	1/2	.253	.124	500	2000	1	250	6.70

**\*\*NEW**—Series N nylon tubing is now available in 100 ft. bunch coil package lengths. To order, add suffix 0100 to part number.  
Example:  
NN-4-035-0100

\*Suggested working pressure is 1/4 of burst pressure.



# Metric Nylon Tubing

## Series N: Flexible

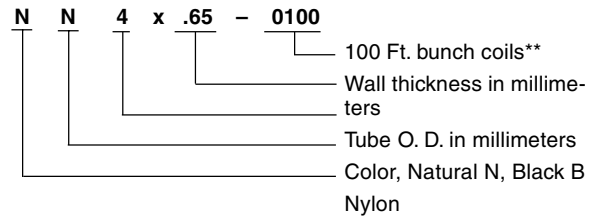
Parflex metric nylon tubing is manufactured from our high standard, high-grade, abrasion resistant, heat and light stabilized flexible nylon.

It has the same high chemical resistance and benefits of flexibility, light weight and resistance to flexural fatigue as our standard nylon tubing.

Operating temperature at rated pressures are -54°C (-65°F) to 93°C (200°F) continuous.

Parflex metric nylon is available in natural and black. Tubing can be ordered in a variety of other colors (green, red, yellow, blue) upon request.

Order by tubing part number and name



### Fitting Recommendations:

Parker metric fittings available from Tube Fittings Division Columbus, Ohio Phone (614) 279-7070

Parker Brass Fittings available from Brass Products Division Otsego, Michigan Phone (616) 694-9411



Metric Nylon Part Number	Color	Nom. Tube O. D. mm.	Nom. Tube I. D. mm.	Avg. Wall Thick. mm.	Working Pressure at 23°C bar	Min. Burst Pressure at 23°C bar	Min. Bend Radius mm.	Std. Reel Length ft. (meter)	Weight Per 100 FT. (kg.)
#									
NN4x.65 NB4x.65	Natural Black	4	2.7	0.65	26	104	14	100 (30.5)	.49 (.22)
NN6x1 NB6x1	Natural Black	6	4.0	1.00	23.5	94	22	100 (30.5)	1.1 (.50)
NN8x1 NB8x1	Natural Black	8	6.0	1.00	17	68	29	100 (30.5)	1.6 (.73)
NN10x1 NB10x1	Natural Black	10	8.0	1.00	12.5	50	34	100 (30.5)	2.0 (.91)
NN12x1 NB12x1	Natural Black	12	10.0	1.00	11	44	42	100 (30.5)	2.4 (1.1)
NN14x1.5 NB14x1.5	Natural Black	14	11.0	1.50	15	60	57	100 (30.5)	4.2 (1.9)
NN16x1.5 NB16x1.5	Natural Black	16	13.0	1.50	12.5	50	74	100 (30.5)	4.9 (2.2)
NN18x1.5 NB18x1.5	Natural Black	18	15.0	1.50	10.5	42	92	100 (30.5)	5.5 (2.5)
NN20x1.5 NB20x1.5	Natural Black	20	17.0	1.50	9.5	38	112	100 (30.5)	6.2 (2.8)

To convert bar to psi, multiply by 14.5.

**\*\*NEW**—Series NR nylon tubing is now available in 100 ft. bunch coil package lengths. To order, add suffix 0100 to part number. Example: NNR-4X.65-0100



# Nylon Pure Air Tubing

## Series PAT: Ultra Pure, UV Resistant

Parflex PAT series nylon tubing is manufactured from a specially formulated nylon for use in pure air and gas distribution systems. PAT tubing offers excellent chemical resistance and ultraviolet light resistance. The tubing maintains good resistance to high ambient temperatures with low moisture absorption. PAT offers high tensile strength with excellent coupling retention in high-pressure, temperature and vibration environments. Sizes 1/4" and smaller are single wall tubing having superior heat and light resistance. Tubing sizes 3/8" O.D. and above are reinforced constructions intended for gas distribution system connections where there is no substantial movement between end couplings.

The recommended operating temperature range for service at rated pressures with compatible fluids is -70°F (-56.6°C) to +200°F (+93°C).

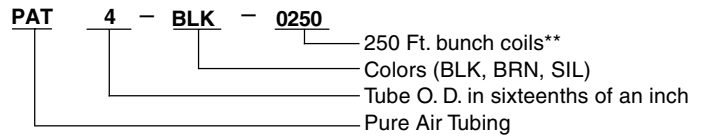
PAT tubing is rated for full vacuum service at 28 inch Hg.

Available in black (BLK), brown (BRN), and silver (SIL).

### Fitting Recommendations:

- Parker DAT series brass compression fittings.

Order by tubing part number and name



Nylon Part Number	Nom. Tube O. D. in.	Nom. Tube I. D. in.	Avg. Wall Thick. in.	*Working Pressure at 73°F psi	Min. Burst Pressure at 73°F psi	Min. Bend Radius in.	Std.** Reel Length ft.	Weight lbs. Per 100 ft.
#								
PAT2	1/8	.079	.023	250	1000	3/8	1000	3.50
PAT4	1/4	.170	.040	300	1200	1.0	250	12.41
PAT6	3/8	.251	.062	350	1400	1-1/2	250	28.22
PAT8	1/2	.376	.062	235	950	2.0	500	39.54
PAT10	5/8	.441	.092	225	900	2-1/2	250	70.21
PAT12	3/4	.566	.092	200	800	3.0	250	87.23

\*Suggested working pressure is 1/4 of burst pressure.

\*\*Other reel lengths may be available. [Contact the Parflex Division for details.](#)





# Nylon Tubing

## Series NR: Semirigid High Strength

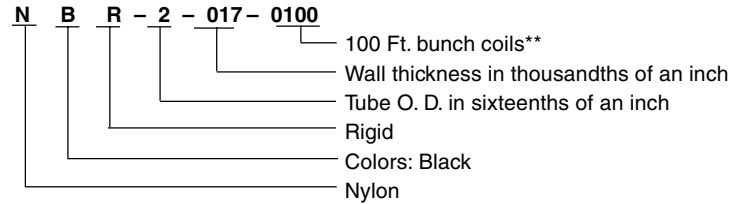
Parflex Series NR Tubing is manufactured from a semirigid nylon material. The tubing does not contain plasticizers.

Series NR semirigid nylon tubing offers better chemical resistance than series N, good resistance to high ambient temperature and low moisture absorption. NR has a high tensile strength which will give excellent coupling retention in high-pressure, temperature and vibration environments.

NR tubing is specified for machine tool lubricating systems, marine control systems, process lines for chemicals and oils, and other applications requiring a high quality nylon tube. NR and NBR tubing meets UL94HB flame resistance ratings in wall thicknesses of .033" and greater.

The recommended operating temperature range for service at rated pressures with compatible fluids is -60°F (-51°C) to +200°F (+93°C).

### Order by tubing part number and name



### Fitting Recommendations:

- Parker TrueSeal™ fittings
- Parker Fast & Tite® fittings
- Parker Brass Fittings available from  
Brass Products Division  
Otsego, Michigan  
Phone (616) 694-9411



Nylon Part Number	Color	Nom. Tube O. D.	Nom. Tube I. D.	Avg. Wall Thick.	*Working Pressure at 73°F psi	Min. Burst Pressure at 73°F psi	Min. Bend Radius in.	Std. Reel Length ft.	Weight lbs. Per 100 ft.
#									
NNR-2-017 NBR-2-017	Natural Black	1/8	0.091	0.017	425	1700	1/2	500	0.26
NNR-2-026 NBR-2-026	Natural Black	1/8	0.073	0.026	625	2500	3/8	500	0.36
NNR-3-024 NBR-3-024	Natural Black	3/16	0.140	0.024	425	1700	3/4	500	0.56
NNR-3-039 NBR-3-039	Natural Black	3/16	0.110	0.039	625	2500	5/8	500	0.82
NNR-3-044 NBR-3-044	Natural Black	3/16	0.100	0.044	800	3200	5/8	500	0.88
NNR-4-035 NBR-4-035	Natural Black	1/4	0.180	0.035	425	1700	1	250	1.10
NNR-4-050 NBR-4-050	Natural Black	1/4	0.150	0.050	625	2500	7/8	250	1.40
NNR-5-040 NBR-5-040	Natural Black	5/16	0.233	0.040	425	1700	1-1/2	250	1.50
NNR-6-048 NBR-6-048	Natural Black	3/8	0.279	0.048	425	1700	1-3/4	250	2.20
NNR-6-075 NBR-6-075	Natural Black	3/8	0.225	0.075	625	2500	1-1/2	250	3.20
NNR-8-062 NBR-8-062	Natural Black	1/2	0.375	0.062	375	1500	2-3/8	250	3.80
NNR-8-075 NBR-8-075	Natural Black	1/2	0.350	0.075	550	2200	2-1/2	250	4.5

\* Suggested working pressure is 1/4 of burst pressure.

**\*\*NEW**—Series NR nylon tubing is now available in 100 ft. bunch coil package lengths. To order, add suffix 0100 to part number. Example: NNR-4-035-0100

Tubing with a wall thickness of .033" or larger is UL94HB flame resistance approved.



# Polypropylene Tubing

**Series PP: Laboratory Grade—FDA, NSF Listed**  
**Series PPB: Ultraviolet Light Resistant**

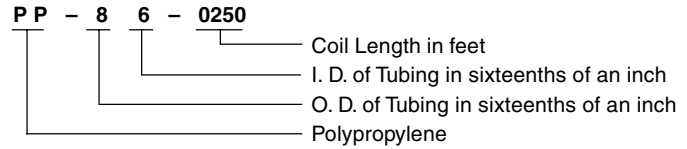
- Acid Resistant
- High Temperature
- Medium Pressures
- Chemical Resistant
- Corrosion Resistant
- Flexible
- Dimensionally Stable

Parflex polypropylene tubing may be used at higher temperatures and working pressures than polyethylene tubing. Resistance to hot water and hot corrosive acids is excellent. Polypropylene tubing will last many times longer than nylon tubing in hot water service. Parflex polypropylene tubing is available in white, black, or ultraviolet resistant black, and has good resistance to vegetable oils. Parflex polypropylene tubing has water absorption of less than .01% and has excellent resistance to environmental stress cracking. White PP series polypropylene meets FDA and NSF-51 requirements for food contact and potable water. Black polypropylene FDA and NSF-51 listed tubing is available upon special request. PPB series tubing has superior ultraviolet resistance.

Suggested operating temperatures, depending upon conditions, are 0°F (-18°C) to +200°F (+93°C).

### How to order Parflex polypropylene tubing

Example: **PP-86-0250** is 1/2" O. D. x 3/8" I. D.



### Fitting Recommendations:

- Parker TrueSeal™ fittings
- Parker Fast & Tite® fittings
- Parker Brass Fittings available from Brass Products Division, Otsego, Michigan, Phone (616) 694-9411

Part Number	Color	Nom. Tube O. D. in.	Nom. Tube I. D. in.	Avg. Wall Thick. in.	Reel Length ft.	Working Pressure at 73°F psi	Min. Burst Pressure at 73°F psi	Min. Bend Radius in.	Weight lbs. Per 100 ft.
#									
PP-21-1000 PPB-21-1000	White Black	1/8	.080	.023	1000	350	1400	1/2	0.28
PP-32-0500 PPB-32-0500	White Black	3/16	.120	.034	500	350	1400	3/4	0.62
PP-43-0500 PPB-43-0500	White Black	1/4	.170	.040	500	300	1200	1	1.01
PP-53-0500 PPB-53-0500	White Black	5/16	.187	.062	500	350	1400	1-1/4	1.87
PP-64-0500 PPB-64-0500	White Black	3/8	.250	.062	500	300	1200	1-1/4	2.35
PP-86-0250 PPB-86-0250	White Black	1/2	.375	.062	250	225	900	2-1/2	3.28
PP-108-0100 PPB-108-0100	White Black	5/8	.500	.062	100	175	700	4	4.22



# Polyurethane Tubing

## Series U: Polyether Base

- Tough
- Flexible
- Broad Temperature Range
- Eight Colors
- Abrasion Resistant
- Chemical Resistant

Parflex polyurethane tubing is a high quality, precision made tubing used in a wide range of demanding and critical applications.

Polyether based, polyurethane tubing occupies a unique position among polymers, sharing the best properties of both rubber and plastic. Urethane exhibits the elongation and recovery characteristics of rubber and the chemical resistance associated with plastics. The tubing is tough, strong, kink resistant and abrasion resistant, yet it's flexible and easy to assemble onto designated fittings.

Parflex polyurethane tubing is used for a wide variety of applications. Typical usage includes air tools, robotics, pneumatic logic and actuation systems, analytical instrumentation, vacuum equipment, pressure measurement apparatus, semiconductor equipment manufacturers and a variety of medical and laboratory applications.

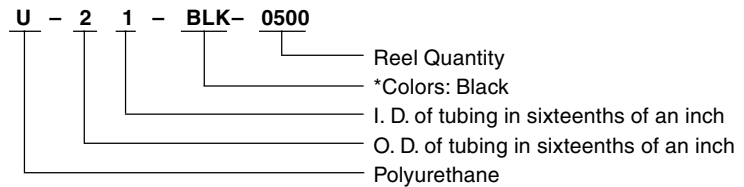
Suggested operating temperatures, depending upon conditions, are -40°F (-40°C) to +180°F (+82°C).

### Fitting

#### Recommendations:

- Parker TrueSeal™ fittings  
A tube support should be used with this tubing, sizes -64 and -86, for maximum fitting holding power.
- Parker polyurethane Fast-Stor fittings
- Parker Par-Barb fittings
- Parker Brass Fittings available from Brass Products Division  
Otsego, Michigan  
Phone (616) 694-9411

Order by tubing part number and name



### Also available in coils

Part Number	Nom. Tube O. D. in.	Nom. Tube I. D. in.	Wall Thick. in.	**Working Pressure at 73°F psi	Min. Burst Pressure at 73°F psi	Coil Length ft.	Weight lbs. Per 100 ft.
#							
U-21-0050						50	
U-21-0250						250	
U-21-0500	1/8	1/16	1/32	125	375	500	0.46
U-21-1000						1000	
U-32-0050						50	
U-32-0250						250	
U-32-0500	3/16	1/8	1/32	125	375	500	0.76
U-42-0050						50	
U-42-0250						250	
U-42-0500	1/4	1/8	1/16	125	375	500	1.80
U-42-1000						1000	
U-64-0050						50	
U-64-0100						100	
U-64-0250	3/8	1/4	1/16	125	375	250	3.00
U-64-0500						500	
U-85-0050						50	
U-85-0100						100	
U-85-0250	1/2	21/64	.086	125	375	250	4.40
U-86-0050						50	
U-86-0100						100	
U-86-0250	1/2	3/8	1/16	85	255	250	4.20
U-96-0050						50	
U-96-0100	9/16	3/8	3/32	125	375	100	6.80
U-128-0050						50	
U-128-0100	3/4	1/2	1/8	125	375	100	12.00

Metric part numbers continued on next page.

\* Colors: Clear-Blank, Black-BLK, Green-GRN, Red-RED, Yellow-YEL, Blue-BLU, Orange-ORG, Gray-GRA

\*\* Suggested working pressure is 1/3 of burst pressure.






# Polyurethane Tubing (Cont'd.)

## Series U: Polyether Base

### How to order Parflex metric polyurethane tubing

Example: UM 6x4-0100



Part Number	Nom. Tube O. D. mm.	Nom. Tube I. D. mm.	Wall Thick mm.	**Working Pressure at 23°C bar	Min. Burst Pressure at 23°C bar	Coil Length ft.	Weight lbs. Per 100 ft. (kg.)
#							
UM4x2.5-0100 UM4x2.5-0250 UM4x2.5-0500	4	2.5	0.75	9	26	100 250 500	0.06 (.027)
UM6x4-0100 UM6x4-0250 UM6x4-0500	6	4.0	1.00	9	26	100 250 500	1.23 (.558)
UM8x5-0100 UM8x5-0250 UM8x5-0500	8	5.0	1.50	9	26	100 250 500	2.40 (1.09)
UM10x6.5-0100 UM10x6.5-0250	10	6.5	1.75	9	26	100 250	3.55 (1.61)
UM12x8-0100 UM12x8-0250	12	8.0	2.00	9	26	100 250	4.92 (2.23)

**Note:**

Metric urethane tubing is packaged in the following lengths: 100 ft. (30.5 meters), 250 ft. (76.2 meters), 500 ft. (152.4 meters).



# Polyurethane Tubing

## Series HU: High Durometer

- Tough
- Flexible
- Broad Temperature Range
- Five Colors
- Abrasion Resistant
- Chemical Resistant

Parflex high-durometer polyurethane tubing is a high quality, precision made tubing used in a wide range of demanding and critical applications.

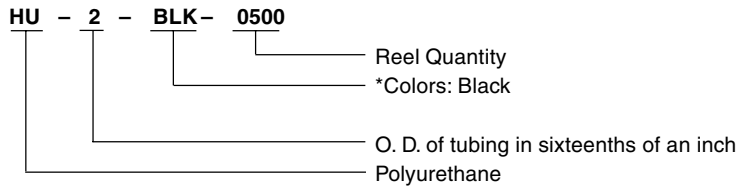
Polyurethane tubing occupies a unique position among polymers, sharing the best properties of both rubber and plastic. Urethane exhibits the elongation and recovery characteristics of rubber and the chemical resistance associated with plastics. The tubing is tough, strong, kink resistant and abrasion resistant.

Parflex high-durometer polyurethane tubing is used for a wide variety of applications. Typical usage includes air tools, robotics, pneumatic logic and actuation systems, analytical instrumentation, vacuum equipment, pressure measurement apparatus, semiconductor equipment manufacturers and a variety of laboratory applications.

Parflex high-durometer polyurethane tubing has a Shore A hardness greater than 95 durometer. This high durometer enables the use of compression/push-to-connect fittings and significantly increases the working pressure versus standard polyurethane tubing.

Suggested operating temperatures, depending upon conditions, are -40°F (-40°C) to +180°F (+82°C).

Order by tubing part number and name



### Also available in coils

Part Number	Nom. Tube O. D. in.	Nom. Tube I. D. in.	Wall Thick. in.	**Working Pressure at 73°F psi	Min. Burst Pressure at 73°F psi	Coil Length ft.	Weight lbs. Per 100 ft.
#							
HU-2-0100 HU-2-0500	1/8	.063	.031	300	900	100 500	0.48
HU-2.5-0100 HU-2.5-0500	5/32	.094	.031	210	630	100 500	0.64
HU-4-0100 HU-4-0500	1/4	.160	.045	180	540	100 500	1.55
HU-6-0100 HU-6-0500	3/8	.250	.062	180	540	100 500	3.27
HU-8-0100 HU-8-0250	1/2	.320	.090	180	540	100 250	6.18

Metric part numbers listed on next page.

### Fitting

#### Recommendations:

- Parker TrueSeal™ fittings
- Parker Brass Fittings available from Brass Products Division, Otsego, Michigan, Phone (616) 694-9411

\* Colors: Black-BLK, Red-RED, Navy Blue-DBL, Silver-SIL, Blue-BLU. Consult Division for availability of other color options.

\*\* Suggested working pressure is 1/3 of burst pressure.



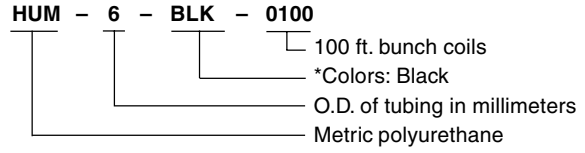


# Polyurethane Tubing (Cont'd.)

## Series HUM: High Durometer (Metric)

**How to order Parflex metric polyurethane tubing**

Example: HUM-6-RED-0100



Part Number	Nom. Tube O. D. mm.	Nom. Tube I. D. mm.	Wall Thick mm.	**Working Pressure at 23°C bar	Min. Burst Pressure at 23°C bar	Coil Length ft.	Weight lbs. Per 100 ft. (kg.)
#							
HUM-4-0100 HUM-4-0500	4	2.4	0.84	12.4	37.2	100 500	.68 (0.31)
HUM-6-0100 HUM-6-0500	6	4.0	1.00	12.4	37.2	100 500	1.30 (.558)
HUM-8-0100 HUM-8-0500	8	5.0	1.50	12.4	37.2	100 500	2.59 (1.17)
HUM-10-0100 HUM-10-0250	10	6.5	1.80	12.4	37.2	100 250	3.84 (1.74)
HUM-12-0100 HUM-12-0250	12	8.0	2.06	12.4	37.2	100 250	4.92 (2.23)

**Note:**

Metric urethane tubing is packaged in the following lengths: 100 ft. (30.5 meters), 250 ft. (76.2 meters), 500 ft. (152.4 meters).

\* Colors: Black-BLK, Red-RED, Navy Blue-DBL, Silver-SIL, Blue-BLU. Consult Division for availability of other color options.

\*\* Suggested working pressure is 1/3 of burst pressure.



# Polyurethane Tubing

## Series LU: Low Durometer

- Tough
- Flexible
- Broad Temperature Range
- Abrasion Resistant
- Chemical Resistant

Parflex polyurethane tubing is a high quality, precision made tubing used in a wide range of demanding and critical applications.

Polyether based, polyurethane tubing occupies a unique position among polymers, sharing the best properties of both rubber and plastic. Urethane exhibits the elongation and recovery characteristics of rubber and the chemical resistance associated with plastics. The tubing is tough, strong, kink resistant and abrasion resistant, yet it's flexible and easy to assemble onto designated fittings.

Parflex polyurethane tubing is used for a wide variety of applications. Typical usage includes air tools, robotics, pneumatic logic and actuation systems, analytical instrumentation, vacuum equipment, pressure measurement apparatus, semiconductor equipment manufacturers and a variety of laboratory applications.

LU tubing is designed for use with barbed fittings. The maximum working pressure was determined in carefully controlled tests. Actual results may vary with different media, working conditions, or fittings.

Suggested operating temperatures, depending upon conditions, are -40°F (-40°C) to +180°F (+82°C).

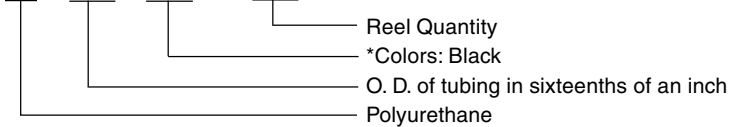
### Fitting

#### Recommendations:

- Parker Mini-Barb and Par-Barb fittings
- Parker Brass Fittings available from Brass Products Division  
Otsego, Michigan  
Phone (616) 694-9411

Order by tubing part number and name

LU - 2 - BLK - 0100



### Also available in coils

Part Number	Nom. Tube O. D. in.	Nom. Tube I. D. in.	Wall Thick in.	**Working Pressure at 73°F psi	Min. Burst Pressure at 73°F psi	Coil Length ft.	Weight lbs. Per 100 ft.
#							
LU-2-0100	1/8	1/16	1/32	145	435	100	0.44
LU-2.5-0100	5/32	5/64	.039	135	405	100	0.69
LU-3-0100	3/16	1/8	1/32	80	240	100	0.75
LU-4-0100	1/4	1/8	1/16	145	435	100	1.78
LU-4.5-0100	9/32	5/32	1/16	110	330	100	2.09
LU-5-0100	5/16	3/16	1/16	100	300	100	2.38



\* Colors: Black-BLK. Consult division for availability of other colors.

\*\*Suggested working pressure is 1/3 of burst pressure.



# Clear Vinyl Tubing

## Parflex Clear Vinyl Tubing Formula Number V-1, Instrument and Laboratory Grade FDA Compliance

Parflex clear vinyl tubing is made from a virgin clear PVC (polyvinyl chloride) resin, specially formulated for exceptional purity, clarity and flexibility. Parflex clear vinyl tubing is superior or equivalent to clear vinyl tubing available from any other source.

Formula V-1 tubing fully meets all specifications called out by the United States Food and Drug Administration (FDA) for materials in contact with food and drugs for human consumption.

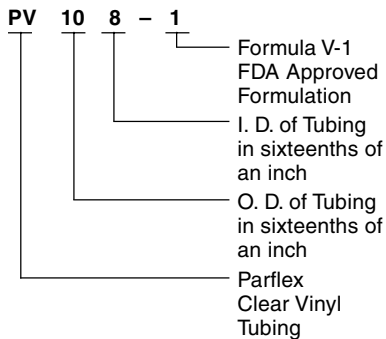
Parflex clear vinyl tubing is 70 durometer for soft, easy handling and bending without tubing collapse, and is crystal clear for fully visible fluid flow and excellent appearance.

Suggested operating temperatures, depending upon conditions, are -40°F (-26°C) to +150°F (+65°C).

### Fitting Recommendations:

- Tubing sizes 42, 43, 53, 64, 86 and 108 are made for use with Parker Fast & Tite® tube fittings. A tube support should be used with this tubing for maximum fitting holding power.
- Par-Barb insert barbed type fittings may be used with all sizes of Parflex clear vinyl tubing.
- Parker Brass Fittings are available from  
Brass Products Division  
Otsego, Michigan  
Phone (616) 694-9411.

### How to order tubing:



Crystal Clear Part Number	O.D.	I.D.	Avg. Wall Thick.	Made from Virgin PVC Resins		Weight Per 100 ft. (lbs.)
				Working Pressure at 73°F psi	Standard Coil Length - ft.	
#						
PV21-1	1/8	1/16	1/32	35	100	0.48
PV32-1	.170	1/8	.025	35	100	0.58
PV42-1	1/4	1/8	1/16	65	100	2.52
PV43-1	1/4	.170	.040	55	100	1.35
PV403-1	1/4	3/16	1/32	22	100	1.11
PV53-1	5/16	3/16	1/16	55	100	2.51
PV63-1	3/8	3/16	3/32	65	100	4.26
PV73-1	7/16	3/16	1/8	75	100	6.28
PV54-1	5/16	1/4	1/32	20	100	1.42
PV64-1	3/8	1/4	1/16	55	100	3.15
PV74-1	7/16	1/4	3/32	60	100	5.18
PV84-1	1/2	1/4	1/8	70	100	7.55
PV75-1	7/16	5/16	1/16	50	100	3.7
PV85-1	1/2	5/16	3/32	60	100	6.15
PV95-1	9/16	5/16	1/8	70	100	8.80
PV86-1	1/2	3/8	1/16	45	100	4.41
PV96-1	9/16	3/8	3/32	50	100	7.06
PV106-1	5/8	3/8	1/8	60	100	10.07
PV97-1	9/16	7/16	1/16	40	100	5.03
PV107-1	5/8	7/16	3/32	45	100	8.04
PV117-1	11/16	7/16	1/8	50	100	11.49
PV108-1	5/8	1/2	1/16	30	100	5.66
PV118-1	11/16	1/2	3/32	40	100	8.94
PV128-1	3/4	1/2	1/8	45	100	12.59
PV138-1	13/16	1/2	5/32	60	100	16.70
PV129-1	3/4	9/16	3/32	40	100	9.94
PV139-1	13/16	9/16	1/8	45	100	13.84
PV1310-1	13/16	5/8	3/32	35	100	10.82
PV1410-1	7/8	5/8	1/8	40	100	15.11
PV1510-1	15/16	5/8	5/32	50	100	19.63
PV1411-1	7/8	11/16	3/32	30	100	11.83
PV1611-1	1	11/16	5/32	45	100	21.27
PV1612-1	1	3/4	1/8	35	100	17.62
PV1712-1	1-1/16	3/4	5/32	35	50	22.77
PV1812-1	1-1/8	3/4	3/16	50	50	28.32
PV2012-1	1-1/4	3/4	1/4	55	50	40.28
PV1814-1	1-1/8	7/8	1/8	30	50	20.14
PV1914-1	1-3/16	7/8	5/32	35	50	25.91
PV2014-1	1-1/4	7/8	3/16	45	50	32.10
PV2016-1	1-1/4	1	1/8	25	50	22.66
PV2116-1	1-5/16	1	5/32	30	50	29.06
PV2216-1	1-3/8	1	3/16	40	50	35.87
PV2416-1	1-1/2	1	1/4	45	50	50.35
PV2218-1	1-3/8	1-1/8	1/8	25	50	25.18
PV2420-1	1-1/2	1-1/4	1/8	20	50	27.69
PV2620-1	1-5/8	1-1/4	3/16	35	50	43.43
PV2820-1	1-3/4	1-1/4	1/4	45	50	60.42
PV3024-1	1-7/8	1-1/2	3/16	30	50	50.98
PV3224-1	2	1-1/2	1/4	40	50	70.49
PV3628-1	2-1/4	1-3/4	1/4	30	50	80.56
PV4032-1	2-1/2	2	1/4	35	50	90.63

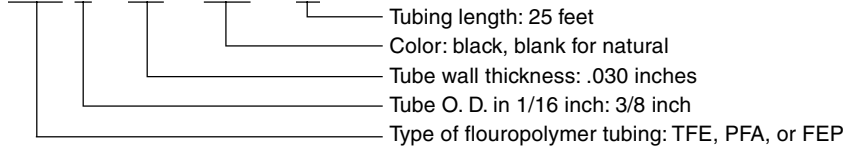




# Fluoropolymer TFE

How to order Parflex fluoropolymer tubing:

TFE 6 - 030 - BLK - 025



## TFE Tubing

- Broad temperature range
- Chemical resistant
- Flexible
- Corrosion resistant

Parflex TFE tubing may be used at extreme high and low temperatures. Like all Fluoropolymer tubing, TFE tubing is compatible with virtually any media and is UV resistant by nature. TFE has a translucent milky white appearance and is FDA approved (natural only). TFE is standard in natural. Other colors are available as non-standards. Black tubing is not conductive and should not be used in static dissipative applications.

Suggested operating temperatures are -110°F (-79°C) to +500°F (260°C).

### Fitting Recommendations:

- Parker TrueSeal™ Fittings
- Parker Fast & Tite® Fittings
- Parker Brass Fittings available from  
Brass Products Division  
Otsego, Michigan  
Phone (616) 694-9411

Part Number	Color	Nom. Tube O. D.	Nom. Tube I. D.	Avg. Wall Thick.	Coil Length ft.	Min. Burst Pressure at 73°F psi	Working Pressure at 73°F psi	Min. Bend Radius in.	Weight lbs. Per 100 ft.
#									
TFE1-016-025,050	Natural	1/16	1/32	.016	25, 50	2200	440	1	.21
TFE2-030-025,050,100	Natural	1/8	1/16	.030	25, 50,100	1900	380	1/2	.86
TFE4-030-025, 050, 100	Natural	1/4	3/16	.030	25, 50, 100	650	130	1	2.00
TFE6-030-025, 050, 100	Natural	3/8	5/16	.030	25, 50, 100	400	80	2-1/2	3.14
TFE8-030-025, 050, 100	Natural	1/2	7/16	.030	25, 50, 100	300	60	4	4.28
TFE10-030-025, 050	Natural	5/8	9/16	.030	25, 50	200	40	5-1/2	5.42
TFE12-032-025, 050	Natural	3/4	11/16	.032	25, 50	200	40	8	6.56
TFE3-062-025, 050, 100	Natural	3/16	1/16	.062	25, 50,100	4300	860	1/2	2.28
TFE4-062-025, 050, 100	Natural	1/4	1/8	.062	25, 50, 100	2100	420	1/2	3.42
TFE6-062-025, 050, 100	Natural	3/8	1/4	.062	25, 50, 100	900	180	1	5.71
TFE8-062-025, 050, 100	Natural	1/2	3/8	.062	25, 50, 100	700	140	2	7.99
TFE10-062-025, 050	Natural	5/8	1/2	.062	25, 50	500	100	3	10.27
TFE12-062-025, 050	Natural	3/4	5/8	.062	25, 50	400	80	6	12.56





# Fluoropolymer FEP

## FEP Tubing

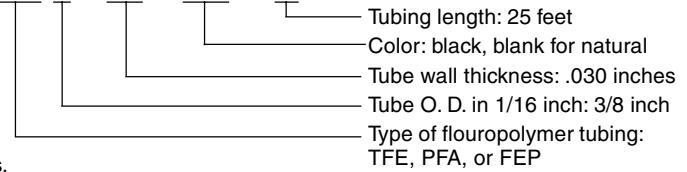
- Broad temperature range
- Chemical resistant
- Flexible
- Corrosion resistant

Parflex FEP tubing may be used at extreme high and low temperatures and is UV resistant by nature. FEP tubing is compatible with virtually any media and is available in very long continuous lengths. FEP tubing has an almost clear appearance and is FDA approved (natural only). FEP is standard in natural. Other colors are available as non-standards. Black tube is not conductive and should not be used in static dissipative applications.

Suggested operating temperatures are -110°F (-79°C) to +400°F (204°C).

How to order Parflex fluoropolymer tubing:

FEP 6 - 030 - BLK - 025



### Fitting Recommendations:

- Parker TrueSeal™ fittings
- Parker Fast & Tite® fittings
- Parker Brass Fittings available from: Brass Products Division  
Otsego, Michigan  
Phone: (616) 694-9411

Part Number	Color	Nom. Tube O. D. in.	Nom. Tube I. D. in.	Avg. Wall Thick. in.	Coil Length ft.	Min. Burst Pressure at 73°F psi	Working Pressure at 73°F psi	Min. Bend Radius in.	Weight lbs. Per 100 ft.
#									
FEP2-030-025, 050, 100	Natural	1/8	1/16	.030	25, 50, 100	1520	380	1/2	.86
FEP3-030-025, 050, 100	Natural	3/16	1/8	.030	25, 50, 100	1000	200	3/4	1.43
FEP4-030-025, 050, 100	Natural	1/4	3/16	.030	25, 50, 100	650	130	1	2.00
FEP4-040-025, 050, 100	Natural	1/4	.170	.040	25, 50, 100	900	180	7/8	2.46
FEP4-047-025, 050, 100	Natural	1/4	5/32	.047	25, 50, 100	1250	250	3/4	2.78
FEP5-030-025, 050, 100	Natural	5/16	1/4	.030	25, 50, 100	500	100	1-3/4	2.57
FEP6-030-025, 050, 100	Natural	3/8	5/16	.030	25, 50, 100	400	80	2-1/2	3.14
FEP8-030-025, 050, 100	Natural	1/2	7/16	.030	25, 50, 100	300	60	4	4.28
FEP10-030-025, 050, 100	Natural	5/8	9/16	.030	25, 50, 100	200	40	5-1/2	5.42
FEP12-032-025, 050, 100	Natural	3/4	11/16	.032	25, 50, 100	200	40	8	6.56
FEP3-062-025, 050, 100	Natural	3/16	1/16	.062	25, 50, 100	4300	860	1/2	2.28
FEP4-062-025, 050, 100	Natural	1/4	1/8	.062	25, 50, 100	2100	420	1/2	3.42
FEP6-062-025, 050, 100	Natural	3/8	1/4	.062	25, 50, 100	900	180	1	5.71
FEP8-062-025, 050, 100	Natural	1/2	3/8	.062	25, 50, 100	700	140	2	7.99
FEP10-062-025, 050, 100	Natural	5/8	1/2	.062	25, 50, 100	500	100	3	10.27



# Fluoropolymer PFA

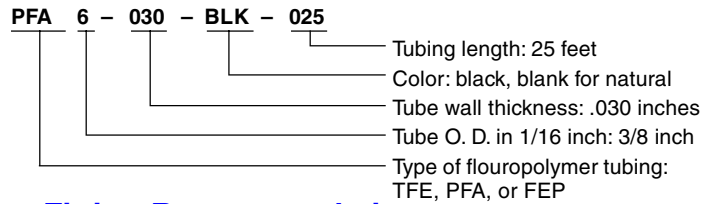
## PFA Tubing

- Broad temperature range
- Chemical resistant
- Flexible
- Corrosion resistant
- Low level of extractables

Parflex PFA has the broadest temperature range of all Parflex tubing. PFA tubing is compatible with virtually any media and is UV resistant by nature. PFA tubing has the lowest level of extractables among all Parflex tubing for highly sensitive contaminant applications. PFA tubing is very flexible and is available in very long continuous lengths. PFA is standard in natural. Other colors available as non-standards. Black tubing is not conductive and should not be used in static dissipative applications.

Suggested operating temperatures are -110°F (-79°C) to +500°F (260°C).

### How to order Parflex fluoropolymer tubing:



### Fitting Recommendations:

- Parker TrueSeal™ fittings
- Parker Fast & Tite® fittings
- Parker Brass Fittings available from: Brass Products Division  
Otsego, Michigan  
Phone: (616) 694-9411



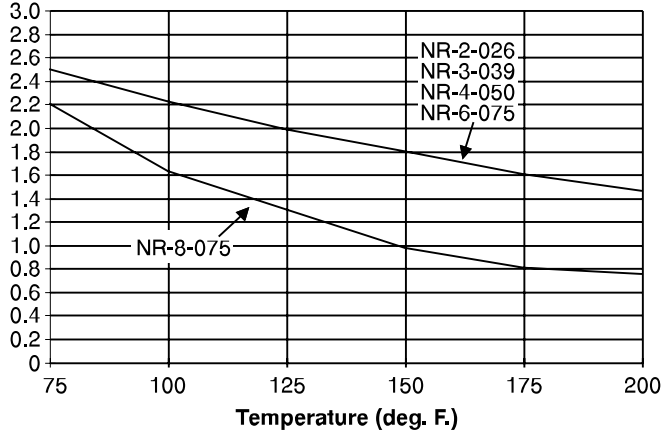
Part Number	Color	Nom. Tube O. D.	Nom. Tube I. D.	Avg. Wall Thick.	Coil Length ft.	Min. Burst Pressure at 73°F psi	Working Pressure at 73°F psi	Min. Bend Radius in.	Weight lbs. Per 100 ft.
#									
PFA2-030-025, 050, 100	Natural	1/8	1/16	.030	25, 50, 100	1520	380	1/2	.86
PFA3-030-025, 050, 100	Natural	3/16	1/8	.030	25, 50, 100	1000	200	3/4	1.43
PFA4-030-025, 050, 100	Natural	1/4	3/16	.030	25, 50, 100	650	130	1	2.00
PFA4-040-025, 050, 100	Natural	1/4	.170	.040	25, 50, 100	900	180	7/8	2.46
PFA4-047-025, 050, 100	Natural	1/4	5/32	.047	25, 50, 100	1250	250	3/4	2.78
PFA5-030-025, 050, 100	Natural	5/16	1/4	.030	25, 50, 100	500	100	1-3/4	2.57
PFA6-030-025, 050, 100	Natural	3/8	5/16	.030	25, 50, 100	400	80	2-1/2	3.03
PFA8-030-025, 050, 100	Natural	1/2	7/16	.030	25, 50, 100	300	60	4	4.28
PFA10-030-025, 050, 100	Natural	5/8	9/16	.030	25, 50, 100	200	40	5-1/2	5.42
PFA12-032-025, 050, 100	Natural	3/4	11/16	.032	25, 50, 100	200	40	8	6.56
PFA3-062-025, 050, 100	Natural	3/16	1/16	.062	25, 50, 100	4300	860	1/2	2.28
PFA4-062-025, 050, 100	Natural	1/4	1/8	.062	25, 50, 100	2100	420	1/2	3.42
PFA6-062-025, 050, 100	Natural	3/8	1/4	.062	25, 50, 100	900	180	1	5.71
PFA8-062-025, 050, 100	Natural	1/2	3/8	.062	25, 50, 100	700	140	2	7.99
PFA10-062-025, 050, 100	Natural	5/8	1/2	.062	25, 50, 100	500	100	3	10.27
PFA12-062-025, 050, 100	Natural	3/4	5/8	.062	25, 50, 100	400	80	6	12.56
PFA16-062-025, 050, 100	Natural	1	7/8	.062	25, 50, 100	300	60	12	17.12



### Nylon Semi-Rigid Tubing

NR Series (NNR, NBR)  
1/8 through 1/2 O. D. inches

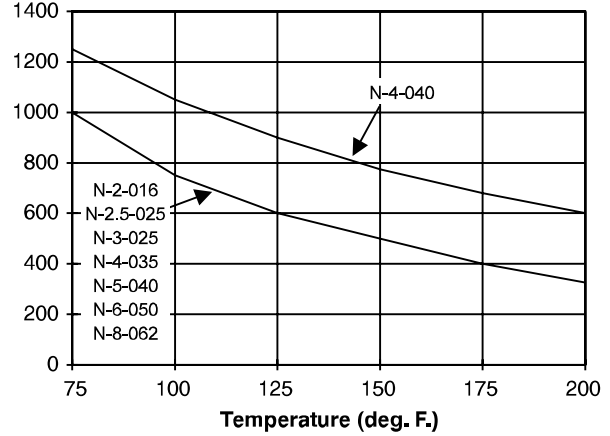
Minimum  
Burst  
Pressure  
(psig)  
(Thousands)



### Nylon Flexible Tubing

N Series (NN, NB)  
1/8 through 1/2 O. D. inches

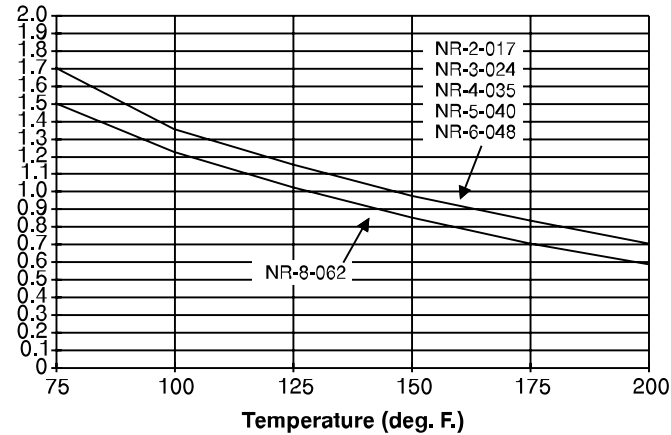
Minimum  
Burst  
Pressure  
(psig)



### Nylon Semi-Rigid Tubing

NR Series (NNR, NBR)  
1/8 through 1/2 O. D. inches

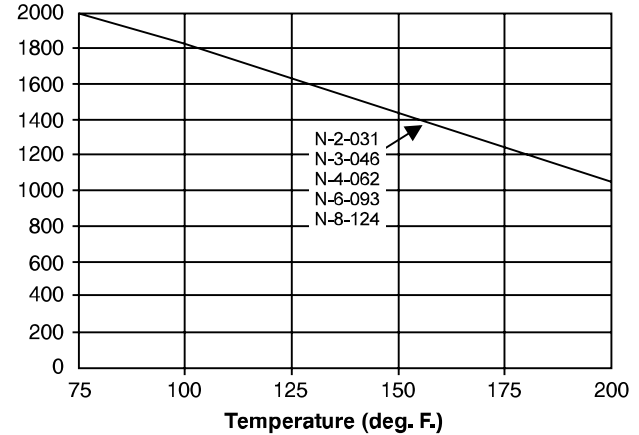
Minimum  
Burst  
Pressure  
(psig)  
(Thousands)



### Nylon Flexible Tubing

N Series  
1/8 through 1/2 O. D. inches

Minimum  
Burst  
Pressure  
(psig)



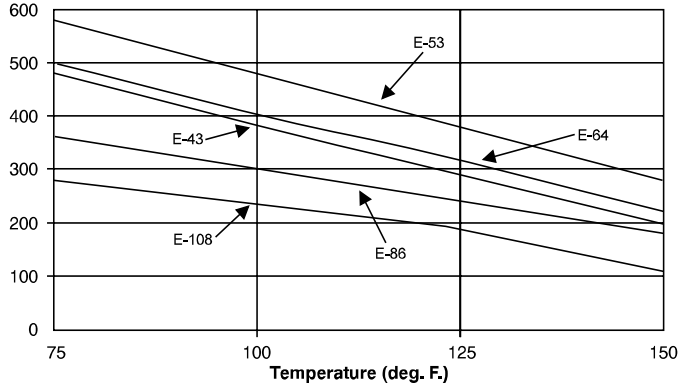
Suggested working pressure is 1/4 of burst pressure at system operating temperature.



**Polyethylene Tubing**

Laboratory Grade E Series  
1/4 through 5/8 O. D. inches

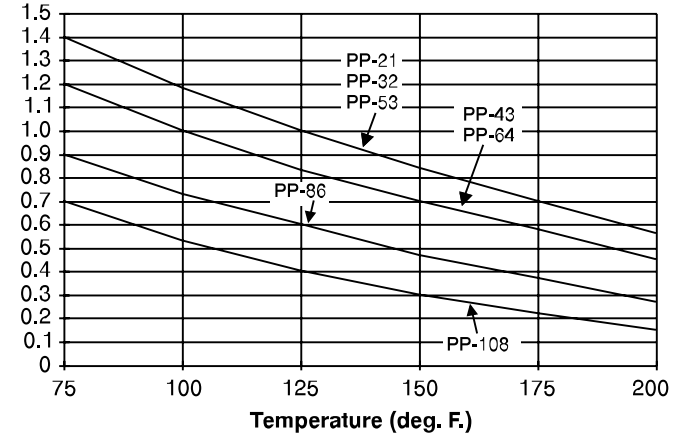
Minimum  
Burst  
Pressure  
(psig)



**Polypropylene Tubing**

PP Series  
1/8 through 5/8 O. D. inches

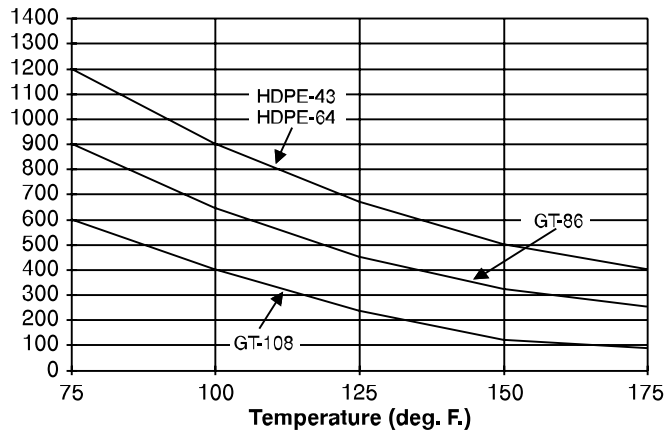
Minimum  
Burst  
Pressure  
(psig)  
(Thousands)



**Polyethylene Tubing**

High Density HDPE Series  
1/4 through 5/8 O. D. inches

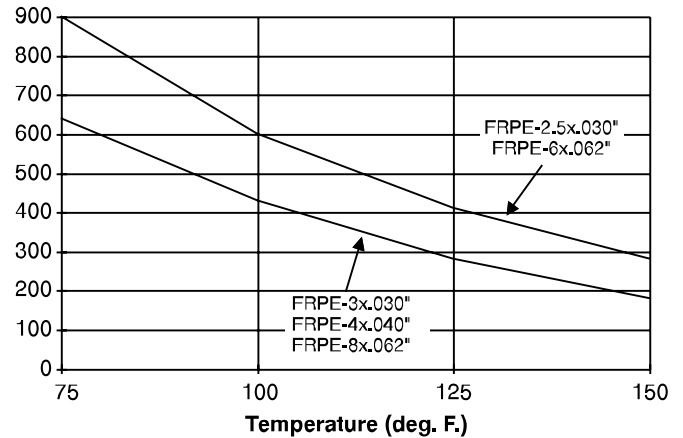
Minimum  
Burst  
Pressure  
(psig)



**Polyethylene Tubing**

Flame Resistant FRPE Series  
5/32 through 1/2 O. D. inches

Minimum  
Burst  
Pressure  
(psig)

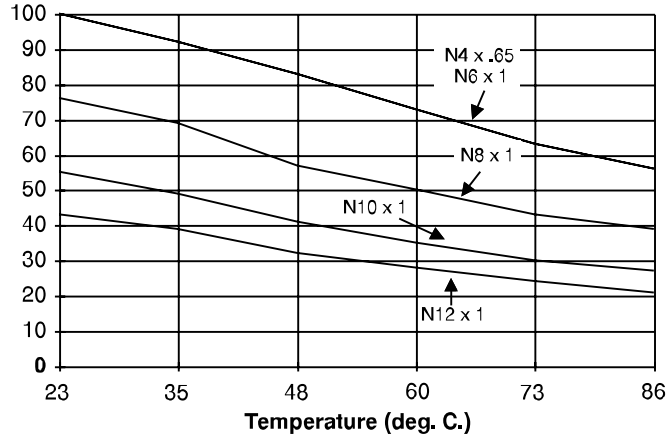


Suggested working pressures of nylon, polypropylene and polyethylene are 1/4 of burst pressure at system operating temperature. Suggested working pressure of polyurethane is 1/3 of burst pressure at system operating temperature.



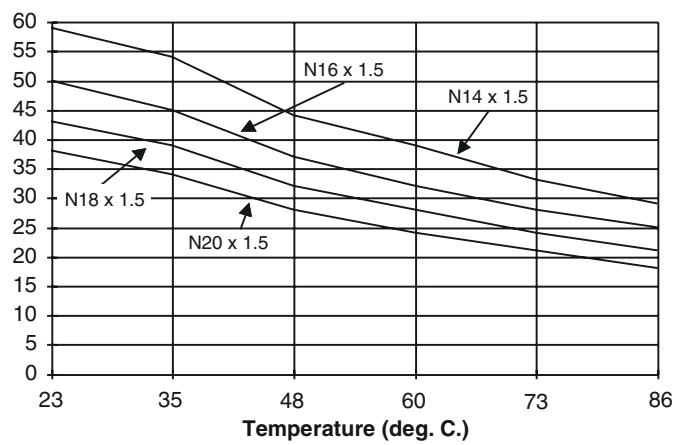
**Metric Nylon Tubing**

N Series  
4 millimeters through 12 millimeters O. D.  
Minimum  
Burst  
Pressure (bar)



**Metric Nylon Tubing**

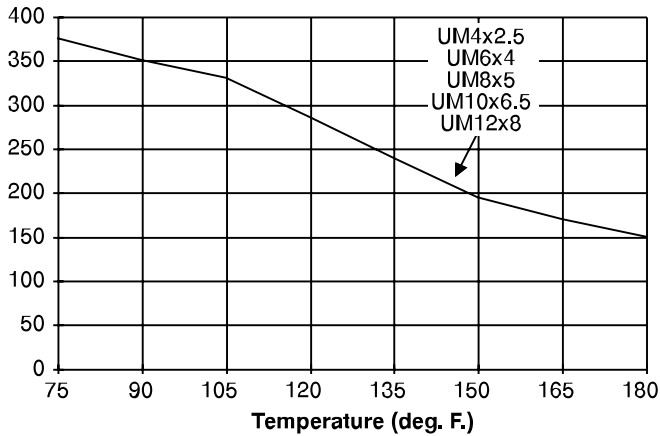
N Series  
14 millimeters through 20 millimeters O. D.  
Minimum  
Burst  
Pressure (bar)



**Metric Polyurethane Tubing**

UM Series Polyether Base  
4 through 12 O. D. millimeters

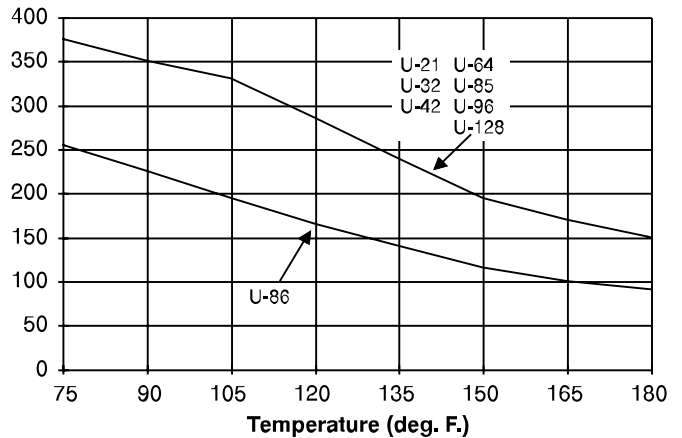
Minimum  
Burst  
Pressure  
(psig)



**Polyurethane Tubing**

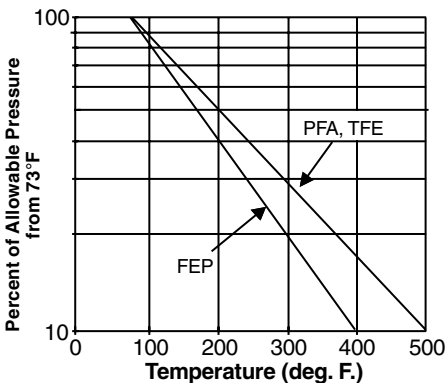
U Series Polyether Base  
1/8 through 3/4 O. D. inches

Minimum  
Burst  
Pressure  
(psig)



**Fluoropolymer Tubing**

(TFE, PFA, FEP)





## 1038 - Redline, Blueline, Greenline, Whiteline Beverage Hose

### Compact O. D. For Tight Routing

Parflex True Taste® 1038 Red-Line beverage hose is engineered to meet the most stringent industry requirements. True Taste 1038 beverage hose is an excellent choice for use in plumbing beverage dispensing systems or running single syrup lines from central storage locations. For ease of installation, True Taste® 1038 beverage hose has exceptional flexibility for routing in tight working areas.

1038 is constructed from FDA approved- and NSF-listed materials. True Taste® 1038 contains a polymer core, ProtectAll™ film barrier, spiral reinforcement, and a polymer jacket to provide you maximum beverage taste protection.

### Performance Parameters of True Taste® Beverage Hose

**D**

Part Number	Nom. I. D. in.	Nom. O. D. in.	Max. Working Pressure psi	Min. Burst Pressure psi	Min. Bend Radius in.	Weight lbs./ft.
#						
1038-4-RED	0.265	0.460	375	1500	1.75	.043
1038-4-BLU	0.265	0.46	375	1500	1.75	.043
1038-4-GRN	0.265	0.460	375	1500	1.75	.043
1038-4-WHT	0.265	0.460	375	1500	1.75	.043
1038-6-RED	0.375	0.548	300	1200	2.75	.069
1038-6-BLU	0.375	0.548	300	1200	2.75	.069
1038-6-GRN	0.375	0.548	300	1200	2.75	.069
1038-6-WHT	0.375	0.548	300	1200	2.75	.069
1038-8-RED	0.510	0.746	200	800	3.25	.091
1038-8-BLU	0.510	0.746	200	800	3.25	.091
1038-8-GRN	0.510	0.746	200	800	3.25	.091
1038-8-WHT	0.510	0.746	200	800	3.25	.091

## 1038A - Redline, Blueline, Greenline, Whiteline Beverage Hose

### Thick Cover For Additional Abrasion Resistance

Part Number	Nom. I. D. in.	Nom. O. D. in.	Max. Working Pressure psi	Min. Burst Pressure psi	Min. Bend Radius in.	Weight lbs./ft.
#						
1038A-4-RED	0.265	0.517	375	1500	1.75	.059
1038A-4-BLU	0.265	0.517	375	1500	1.75	.059
1038A-4-GRN	0.265	0.517	375	1500	1.75	.059
1038A-4-WHT	0.265	0.517	375	1500	1.75	.059
1038A-6-RED	0.375	0.637	300	1200	2.75	.082
1038A-6-BLU	0.375	0.637	300	1200	2.75	.082
1038A-6-GRN	0.375	0.637	300	1200	2.75	.082
1038A-6-WHT	0.375	0.637	300	1200	2.75	.082



## 1041 - Red, Blue, Green or White Liteline Beverage Hose Compact O. D. For Tight Routing

For single-line applications which do not require the additional protection of a Parflex ProtectAll™ film barrier, Parflex offers True Taste® Lite-Line beverage hose. Lite-Line 1041 has the same construction as Parflex's True Taste 1038, except for the ProtectAll film barrier. True Taste Lite-Line beverage hose is the economical solution when rugged and flexible beverage hose is needed.



Part Number	Nom. I. D. in.	Nom. O. D. in.	Max. Working Pressure psi	Min. Burst Pressure psi	Min. Bend Radius in.	Weight lbs./ft.
#						
1041-4-RED	0.265	0.46	375	1500	1.75	.043
1041-4-BLU	0.265	0.46	375	1500	1.75	.043
1041-4-GRN	0.265	0.46	375	1500	1.75	.043
1041-4-WHT	0.265	0.46	375	1500	1.75	.043
1041-6-RED	0.375	0.548	300	1200	2.75	.069
1041-6-BLU	0.375	0.548	300	1200	2.75	.069
1041-6-GRN	0.375	0.548	300	1200	2.75	.069
1041-6-WHT	0.375	0.548	300	1200	2.75	.069

## 1041A - Red, Blue, Green or White Liteline Beverage Hose Thick Cover For Additional Abrasion Resistance

Part Number	Nom. I. D. in.	Nom. O. D. in.	Max. Working Pressure psi	Min. Burst Pressure psi	Min. Bend Radius in.	Weight lbs./ft.
#						
1041A-4-RED	0.265	0.517	375	1500	1.75	.059
1041A-4-BLU	0.265	0.517	375	1500	1.75	.059
1041A-4-GRN	0.265	0.517	375	1500	1.75	.059
1041A-4-WHT	0.265	0.517	375	1500	1.75	.059
1041A-6-RED	0.375	0.637	300	1200	2.75	.082
1041A-6-BLU	0.375	0.637	300	1200	2.75	.082
1041A-6-GRN	0.375	0.637	300	1200	2.75	.082
1041A-6-WHT	0.375	0.637	300	1200	2.75	.082

**All True Taste® Beverage Hose Is:**

- NSF Standard 51 listed.
- Manufactured from FDA approved materials.
- Rated for -10°F to + 150°F.
- Packaged in Coils.

Size	Feet	Feet
-4	100	500
-6	100	300
-8	100	250

This is the last page of Section D  
**CLICK HERE**  
to go to the first page of Section E